



---

# **INDUSTRY INFORMATION - TELECOM SUBSCRIPTIONS FOR FEBRUARY 2022**

---

# Table of Contents

1.0 Introduction .....	3
2.0 Voice Subscriptions Figures.....	3
2.1 Mobile Voice Subscriptions .....	3
2.2 Fixed Telephony Subscriptions.....	4
3.0 Data Subscription Figures .....	4
3.1. Mobile Data Subscriptions .....	4
3.2. Fixed Data Subscriptions.....	5
3.3. Broadband Wireless Access (BWA) Subscriptions.....	5
3.4. 4G Data.....	6

## **TELECOM SUBSCRIPTIONS FOR FEBRUARY 2022**

### **1.0. Introduction**

This report highlights voice and data trends that have occurred in the telecommunication industry as at the end of February 2022 with an estimated country population of 30,792,608. It presents information on Mobile Voice Telephony, Fixed Line as well as Mobile Data subscriptions for the month under review.

### **2.0. Voice Subscription Figures**

#### ***2.1. Mobile Voice Subscription***

At the end of February 2022, the total number of voice subscriptions was 40,969,036. This represents a percentage decrease of 0.12% from January 2022's figure of 41,017,822. The total penetration rate for the month under review was 133.05%.

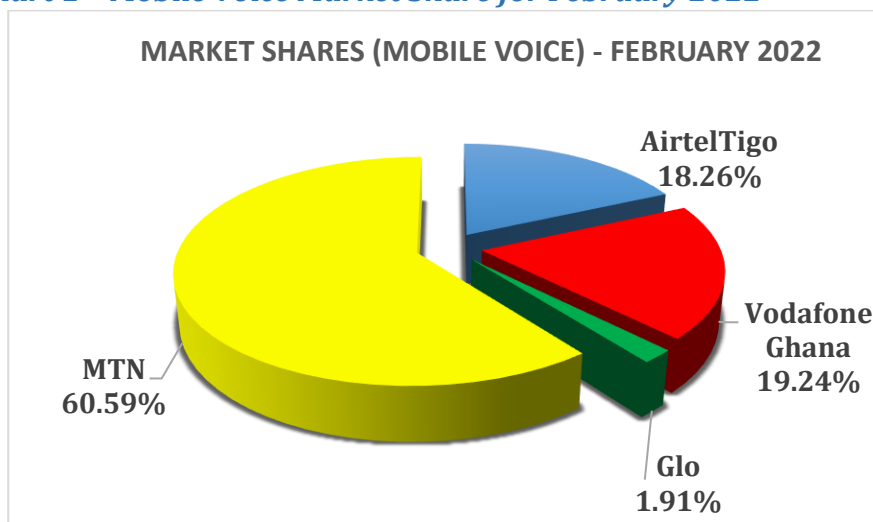
MTN's voice subscriptions for the period was 24,821,945 representing a percentage increase of 1.37% from January 2022's figure of 24,485,910. MTN's market share for the month under review was 60.59%.

Vodafone's mobile voice subscriptions decreased from 8,035,817 as at the end of January 2022 to 7,882,497 as at the end of February 2022. This represents a percentage decrease of 1.91%. Vodafone's market share for February 2022 was 19.24%.

AirtelTigo's voice subscriptions decreased from 7,691,205 as at the end of January 2022 to 7,480,962 as at the end of February 2022 indicating a percentage decrease of 2.73%. Their market share for the month under review was 18.26% as compared to 18.75% in January 2022.

Voice subscriptions of Glo decreased from 804,890 as at the end of January 2022 to 783,632 at the end of February 2022. With a percentage decrease of 2.64%, their total market share for the month under review was 1.91%.

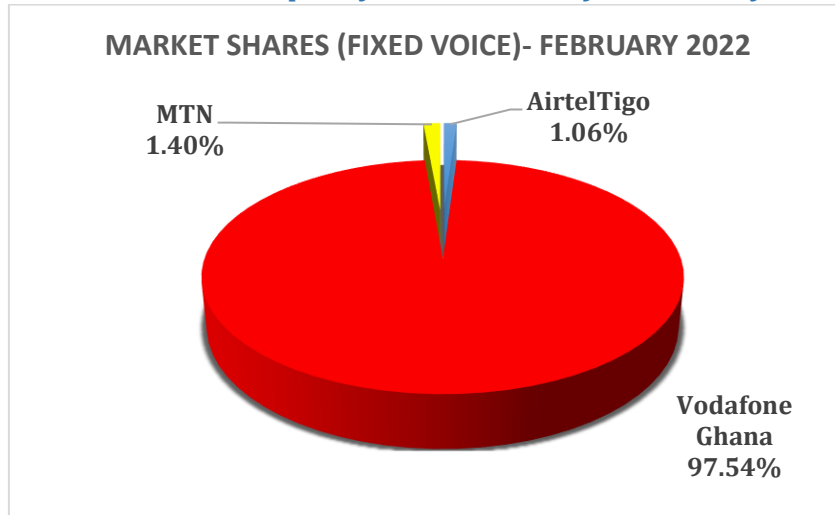
***Chart 1 - Mobile Voice Market Share for February 2022***



## **2.2. Fixed Telephony Subscriptions**

There are three (3) Operators providing Fixed Line services in Ghana. These Operators are Vodafone, AirtelTigo and MTN. As at the end of February 2022, the total subscriptions for the Fixed Operators stood at 322,378, a decrease of 351 subscriptions from the previous month's subscription of 322,729. Vodafone ended the month with 314,446 subscriptions; AirtelTigo recorded a total subscription of 3,424 with MTN recording 4,508 subscriptions.

**Chart 2 – Fixed Telephony Market Share for February 2022**



## **3.0. Data Subscription Figures**

### **3.1. Mobile Network Operators (MNOs) Mobile Data Subscriptions**

With an estimated population of 30,792,608, the total subscriptions of data in the country at the end of February 2022 was 23,466,089. The penetration rate for the period stood at 76.21%.

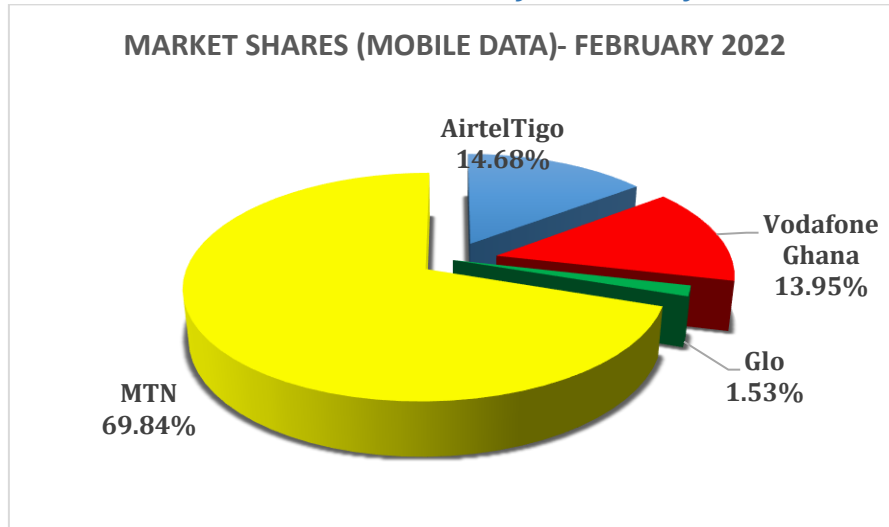
MTN ended the month of February with 16,389,640 mobile data subscriptions. Their market share for the month under review was 69.84%.

The total number of subscriptions for Vodafone's mobile data in February 2022 was 3,272,916. This is reflected in their market share of 13.95%.

AirtelTigo's mobile data subscriptions for February 2022 was 3,443,906. Their market share for the month was 14.68%.

Glo recorded data subscriber figures of 359,627 at the end of February 2022. This reflects a market share of 1.53%.

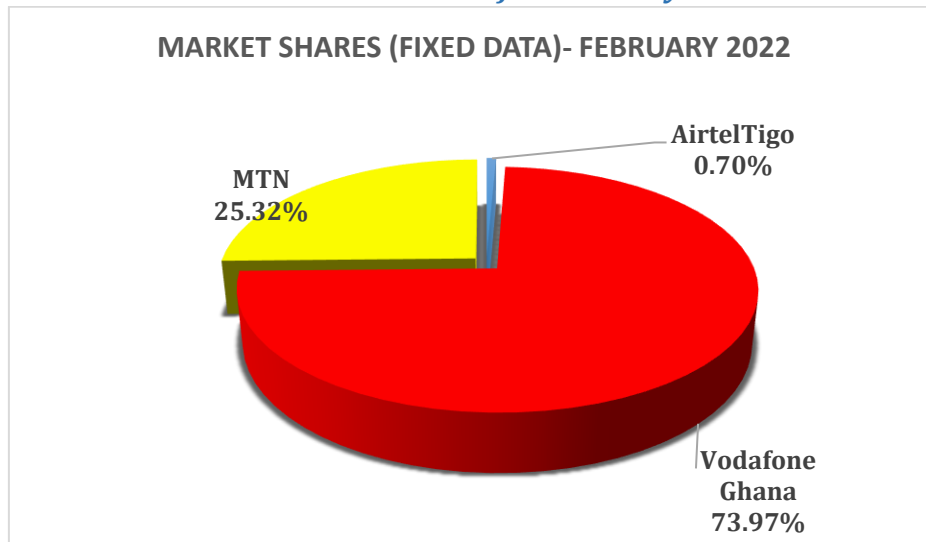
**Chart 3 – Mobile Data Market Share for February 2022**



### **3.2. Fixed Network Data Subscriptions**

There are three (3) Operators providing fixed data services in Ghana. They are Vodafone, AirtelTigo and MTN. As at the end of February 2022, the total number of fixed data subscriptions was 92,629 with Vodafone recording 68,519. AirtelTigo and MTN ended the month with 652 and 23,458 subscriptions respectively.

**Chart 4 – Fixed Data Market Share for February 2022**



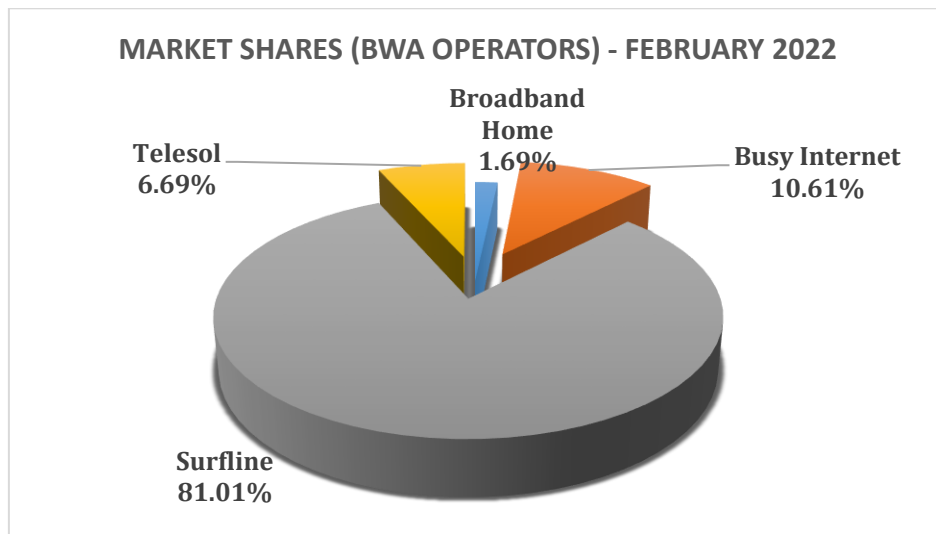
### **3.3. Broadband Wireless Access (BWA) Subscriptions**

Broadband Data Access (BWA) Operators provide broadband data access through wireless media to consumer and business markets. In Ghana, there are four (4) BWA Operators namely Surfline, Broadband Home, Telesol and Busy Internet.

The total subscriptions for BWA stood at 49,874 as at the end of February 2022. Surfline recorded subscriptions of 40,405 whilst Broadband Home ended the month

with 841 subscriptions. Telesol and Busy Internet recorded 3,336 and 5,292 subscriptions respectively.

**Chart 5 –BWA Data Market Share for February 2022**

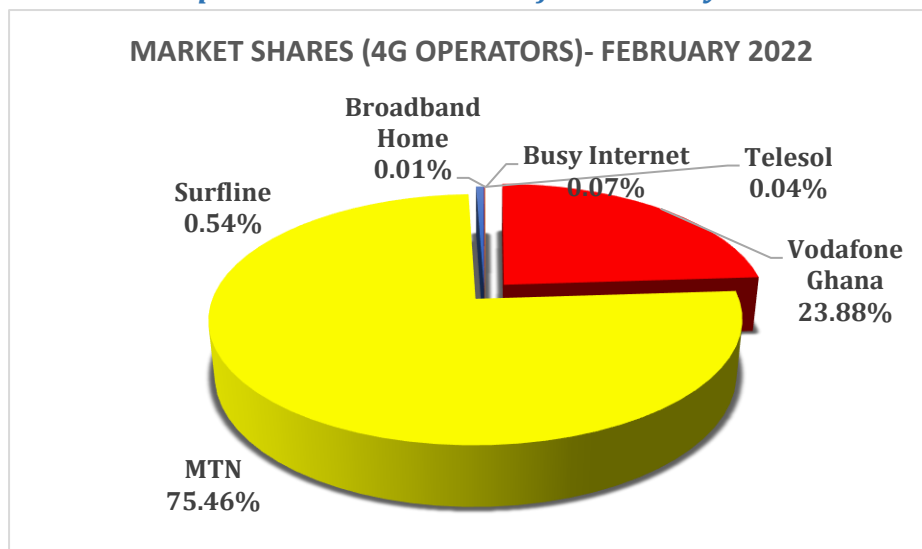


**3.4. 4G Data**

Currently, there are six (6) Operators providing 4G data services in Ghana. They are Vodafone, Surflin, MTN, Telesol, Broadband Home and Busy Internet. As at the end of February 2022, the total number of 4G data subscriptions was 7,506,704 with MTN and Vodafone recording 5,664,218 and 1,792,612 respectively.

Surflin ended the month with 40,405 subscriptions while subscriptions for Busy Internet, Telesol and Broadband Home stood at 5,292, 3,336 and 841 respectively.

**Chart 6- 4G Operators’ Market Share for February 2022**



**Issued by:**

*National Communications Authority*

*No. 6 Airport City, Accra*

*Tel: (0)30 – 2776621/2771701 or 050-145-1522/3*

*E-mail: [info@nca.org.gh](mailto:info@nca.org.gh)*

*Date – 22<sup>nd</sup> April, 2022*