



INDUSTRY INFORMATION - TELECOM SUBSCRIPTIONS FOR MAY, 2019

National Communications Authority

JULY 04, 2019

Table of Contents

1. Introduction	4
2. Mobile Voice Subscription for May 2019	4
3. Fixed Telephony	5
4. 2G/3G Mobile Data Figures for May 2019	6
4.1. 4G Operators	6

Abbreviations

NCA National Communications Authority

TELECOM SUBSCRIPTIONS FOR MAY 2019

1. Introduction

This report highlights data trends that have occurred in the telecommunication industry as at the end of May 2019. It presents information on Mobile voice telephony, fixed line, mobile data as well as 4G data for the month under review.

2. Mobile Voice Subscription for May 2019

At the end of May 2019, the total number of mobile voice subscriptions was 41,193,072. This represents a percentage decrease of 0.41% from April 2019's figure of 41,362,156. The total penetration rate for the month under review was 138.37%.

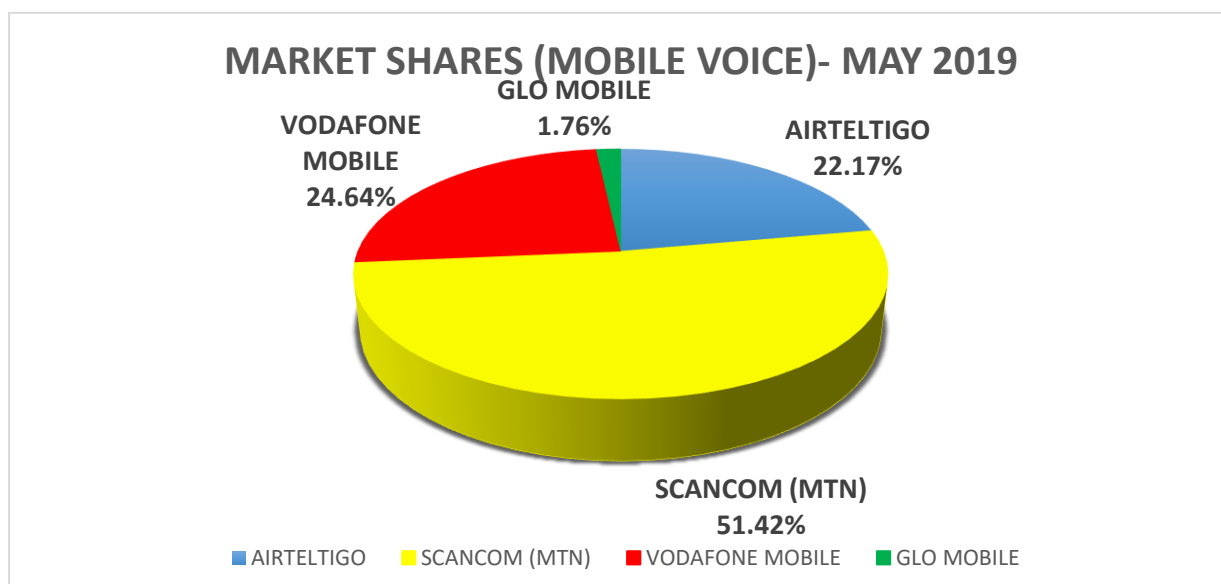
MTN's voice subscriptions for the period was 21,181,828 representing a percentage increase of 01.36% from April 2019's figure of 20,896,784. MTN's market share for the month under review was 51.42%.

Vodafone's mobile voice subscriptions decreased from 10,239,987 as at the end of April 2019 to 10,151,337 as at the end of May 2019. This represents a percentage decrease of 0.87%. Vodafone's market share for May 2019 was 24.64%.

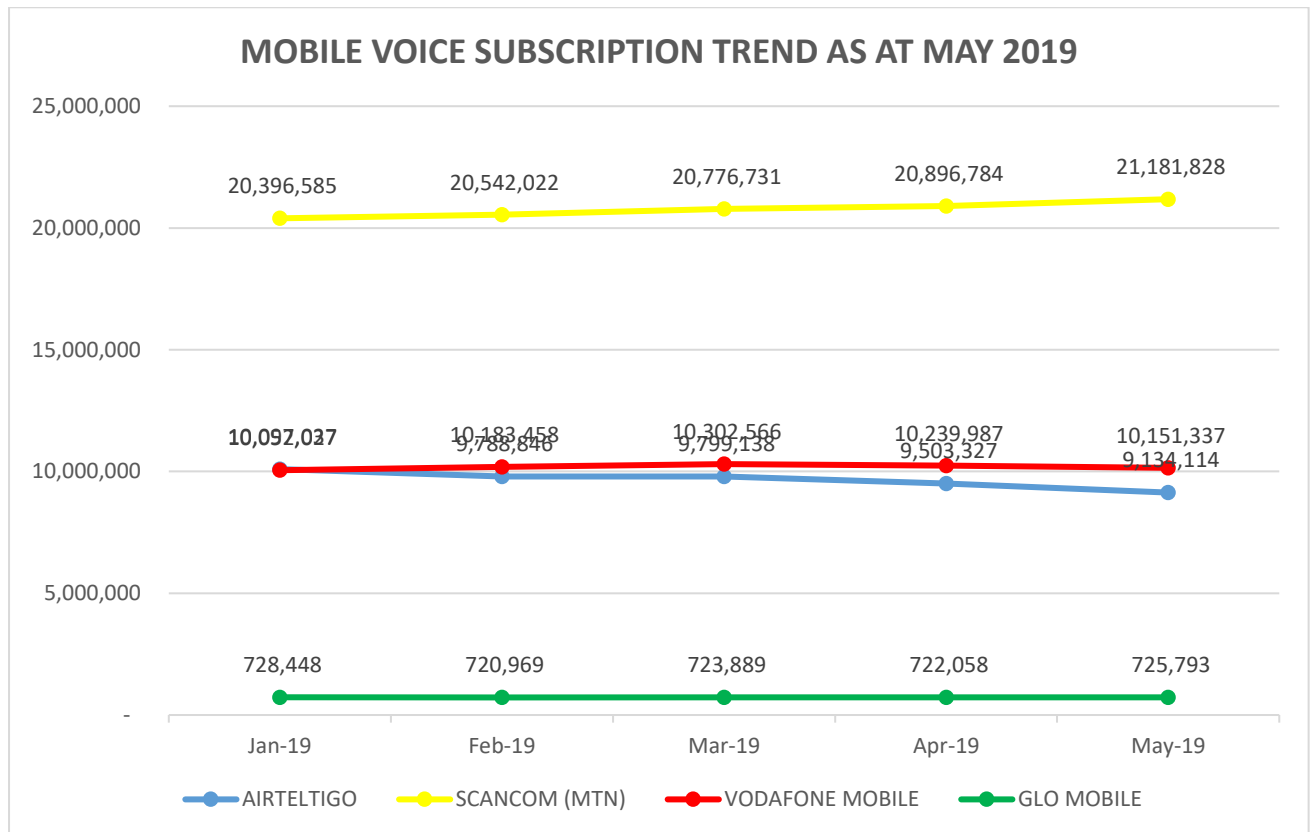
AirtelTigo's voice subscriptions decreased from 9,503,327 as at the end of April 2019 to 9,134,114 as at the end of May 2019 indicating a percentage decrease of 3.89%. Their market share for the month under review was 22.17% as compared to 22.98% in April 2019.

Voice subscriptions of Glo increased from 722,058 as at the end of April 2019 to 725,793 at the end of May 2019. With a percentage increase of 0.52%, their total market share for the month under review was 1.76%.

2.1 Chart 1 – Mobile Voice Market Share for May, 2019



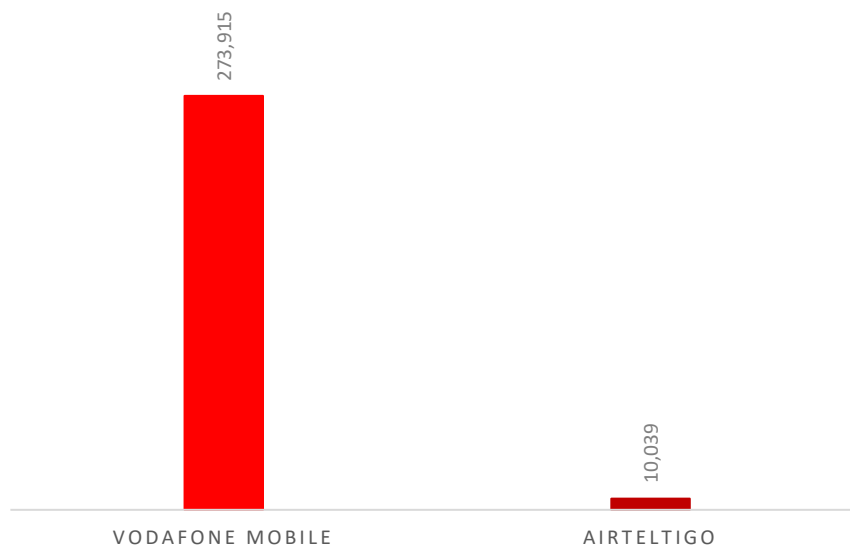
2.2 chart 2 – Mobile Voice Subscription Trend as at May 2019



3. Fixed Telephony

There are two (2) operators providing fixed line services to the public in Ghana. These operators are Vodafone and AirtelTigo. As at May 2019, the total subscriptions for the fixed operators were 283,954 representing a percentage increase of 1.75% from the previous month's subscription of 279,059. Vodafone recorded a total subscription of 273,915 with AirtelTigo ending the month with 10,039 subscriptions.

3.1 Chart 3 – Fixed Telephony Subscriptions for May, 2019



4. 2G/3G Mobile Data Figures for May 2019

At the end of May 2019, the total subscriptions of 2G/3G mobile data in the country was 26,452,297 with a penetration rate of 88.85%.

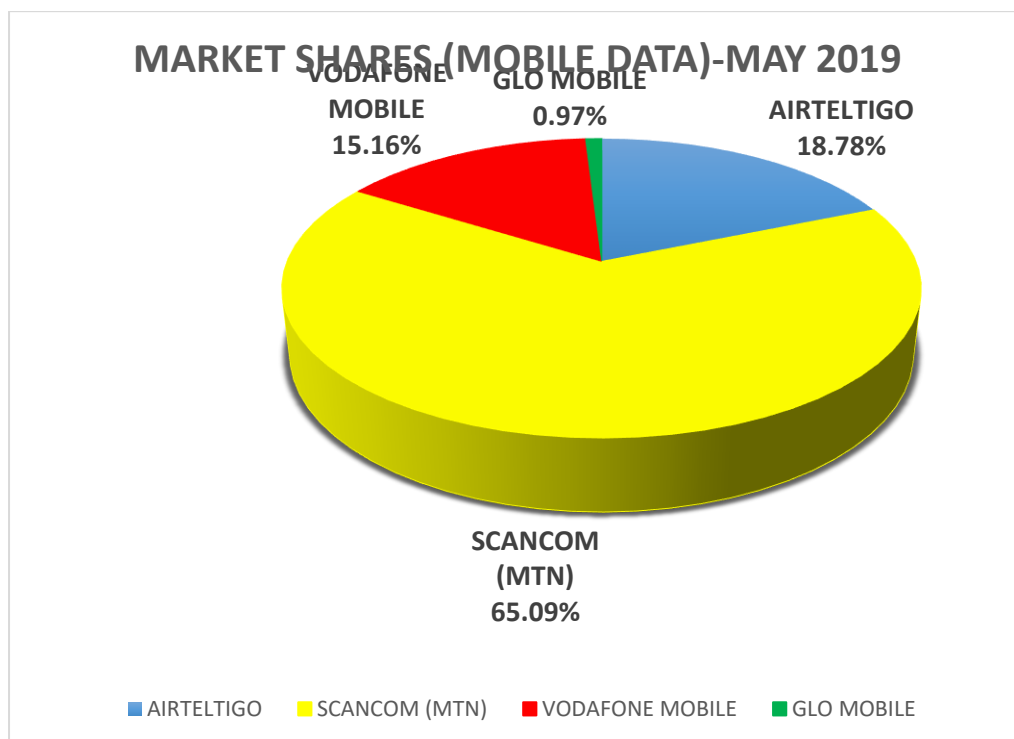
MTN ended the month of May with 17,218,938 2G/3G mobile data subscriptions. Their market share for the month under review was 65.09%.

The total number of subscriptions for Vodafone's 2G/3G mobile data in May 2019 was 4,009,155. This is reflected in their market share of 15.16%.

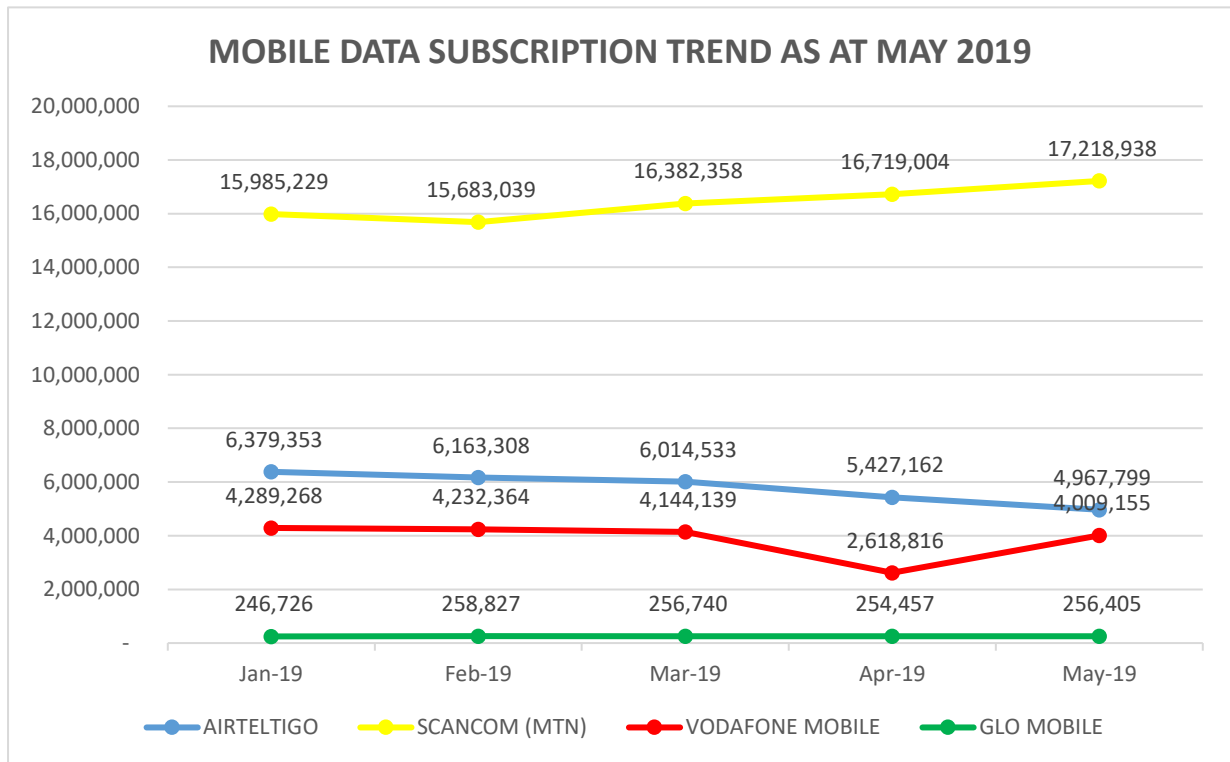
AirtelTigo's 2G/3G mobile data subscriptions for May 2019 was 4,967,799. Their market share for the month was 18.78%.

Glo recorded data subscriber figures of 256,405 at the end of May 2019. This reflects a market share of 0.97%.

4.1. Chart 4 – 2G/-3G Mobile Data Market Share for May 2019



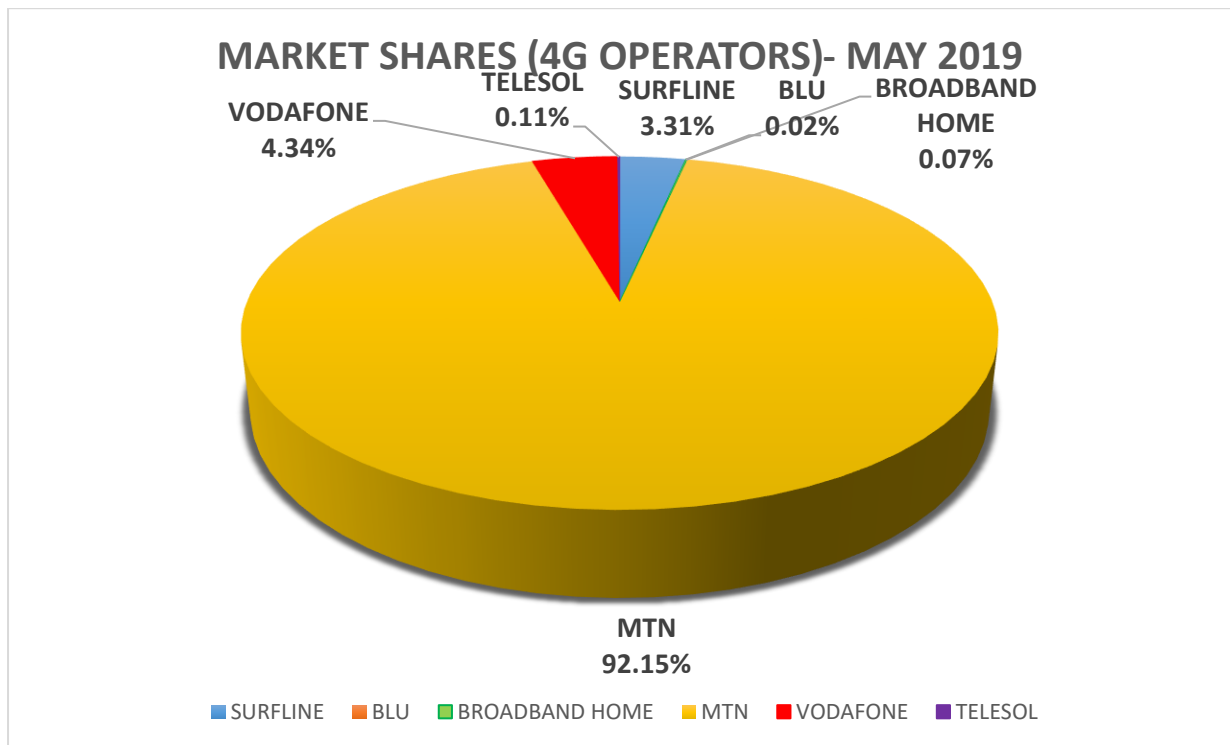
4.2. Chart 5 – 2G/3G Mobile Data Subscription Trend for May 2019



4.1. 4G Data Operators

The total number of subscriptions for 4G Data was 1,494,995 as at the end of May 2019. Surflin recorded subscriptions of 49,549. Blu Ghana recorded a total subscription of 303. Broadband Home recorded 1,067 subscriptions with MTN recording 1,377,626 subscriptions. Vodafone and Telesol recorded 64,837 and 1,613 respectively.

4.1i Chart 5 –4G Data Market Share for May 2019



NB: This report does not include subscriber figures of Busy Internet.

Issued by the National Communications Authority,

No. 6 Airport City, Accra.

Tel: (0)30 - 2776621/2771701 or 050-145-1522/3.

E-mail: info@nca.org.gh

Date - Thursday, 4th July, 2019